



## Shelf Special Corner Cutting Machine 7.5KW Steel Angle Cutting Machine

### Our Product Introduction

#### Basic Information

- Place of Origin: Guangdong, China
- Brand Name: Jin Hongxiang
- Certification: CE
- Model Number: JWPQJ1848
- Minimum Order Quantity: 1 set
- Price: Negotiable
- Packaging Details: Export wooden case
- Delivery Time: 5-10 days or negotiation
- Supply Ability: 20 Sets per Month



#### Product Specification

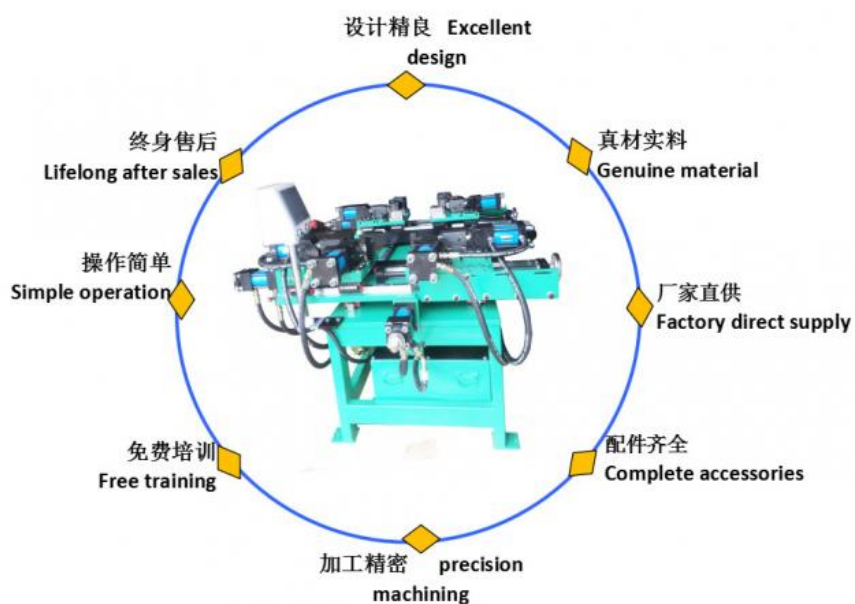

- Warranty Of Core Components: 1 Year
- Product Name: Mesh Angle Cutting Machine, Used For 4 Corners Of Mesh
- Function: Cut Four Corners Of The Mesh
- Control System: PLC
- Applicable Industries: Special Machine For Grid Rack
- Warranty: 1 Year
- Highlight: Shelf Special Corner Cutting Machine, CE Corner Cutting Machine, 7.5KW Steel Angle Cutting Machine

## Product Description

### Shelf Special Machine 1848 Wire Mesh

**Name:**

JWPQJ 1848 corner cutting machine,  
mesh corner cutting machine,  
shelf mesh corner cutting machine,  
shelf special machine,  
4818 mesh special machine



**Function**

It is used to cut the corners of the four corners of the mesh of the shelf, cut the required space at one time, and it is convenient to weld the column sleeve of the shelf. The product corner cutting is neat and standardized, which is more convenient for robot automatic welding in the later stage.




#### Performance characteristics

1. Input voltage 380V, 50Hz, Hydraulic motor power 7.5kw + special high-pressure pump. Large force and fast oil pump make multiple oil cylinders work harmoniously and react quickly.
2. There are 11 heavy-duty oil cylinders 4 + 4 + 3 in total. The oil circuits are precisely arranged, coordinated and fast. There are 8 cut-off cylinders. One cylinder cuts 2 lines and four corners. 8 lines can be cut at a time, which is fast. Cutting a mesh takes only 1-2 seconds.
3. PLC programming + man-machine interface display, simple setting, convenient adjustment and change.
4. Specification of cutting mesh: 1848 inches. Range can be adjusted before and after.
5. For the incision, the standard state is that the incision is perpendicular to the mesh, and other angles can be made as needed.




#### Detail display

1. In the front and rear direction, the large load-bearing slide rail + screw rod, and the worktable can move back and forth to facilitate the corner cutting of mesh with different widths.



2. Left and right direction, large load-bearing slide rail + screw rod, the worktable can be moved left and right, which is convenient for mesh corner cutting of different lengths



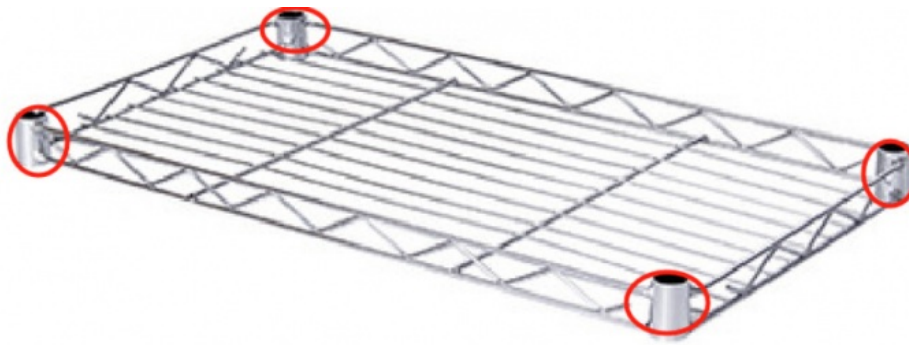
3. Large cold water pump ensures that multiple oil cylinders can work quickly without heating.



4. PLC programming + man-machine interface, simple and convenient operation.



**Product display**



#### Technical parameter

technical parameter						
Model	Input voltage	Hydraulic motor	Maximum mesh size	Minimum mesh size	Overall dimension	Weight
JWPQJ1848	380V50HZ	7.5KW	18*48 inches	13.5*13.5inches	2.5M*1.5M*1.2M	1100KG

#### arm tip:

our products are constantly upgrading and adjusting.  
If the pictures displayed are different from the real object,  
the real object shall prevail, and will be confirmed when placing the order.



**Dongguan Jinghongxiang Automation Equipment Co., Ltd.**



13925780098



jhx16888@gmail.com



wire-bendingmachine.com

No. 78, Shangzhong Road, Shangdi Industrial Zone, Liaobu Town, Dongguan, Guangdong, China